

CDX Org but no Company  
Number/MyPeST Company

# Role Request cannot find Company

[Home](#) [Recent Announcements](#) [User Guide](#)



X

MyPeST is an application used by organizations in the regulated industry to track and manage pesticide applications that an organization has previously submitted to the regulatory agency.

The application provides details on the progress of pesticide applications and allows PP staff regarding their products and pending applications.

## Let's Get Started...

If you already have a role for a specific organization, you can click the Request Role button to perform the work for.

If you do not have a role for a specific organization, you can click the Request Role button to request access.

Select an Organization to request a role for.

Organization

Go to Dashboard

## Request Role

### Organization Information

Search your company name or number below.

Company Name

Company Number

The Company Name or Company Number could not be found.

### Request a role

Select your role.

\*Role

- Company Administrator  
 Company Representative

Previous

Request Role Access

Climate Change

Investment

# Navigate back to MyCDX



Profile

MyCDX

## Welcome to the EPA MyPeST Application

**MyPeST is an application** used by organizations in the regulated community to view and interact with their pesticide products and applications. The **MyPeST application** provides details on the progress of pesticide applications that an organization has previously submitted to the Office of Pesticide Programs (OPP). The **MyPeST application** allows users to communicate with OPP staff regarding their products and pending applications.

### Let's Get Started...

If you already have a role for a company, please select the company you wish to perform the work for.

If this is your first time here and do not have a role for a specific company, please request a role using the Request Role button below.

Select an Organization to Begin

Organization ▼

Request a New Role

Go to Dashboard

Make a Submission

Climate Change

Drinking Water

Investment

# Select "Add Program Service"

The screenshot shows the EPA CDX Central Data Exchange user interface. At the top, the EPA logo and "United States Environmental Protection Agency" are displayed. A navigation bar includes links for Home, About, Recent Announcements, Terms and Conditions, FAQ, and Help. The main header area features the CDX logo, the text "Central Data Exchange", a "Contact Us" link, and a "Logged in as" status with a "(Log out)" link. Below the header is a secondary navigation bar with buttons for MyCDX, Inbox, My Profile, Reg Maint, Role Sponsorship, Submission History, and Payment History. The main content area is divided into two columns. The left column, titled "Services" with a "Manage" icon, contains a table of user roles. The right column, titled "CDX Service Availability", contains a link to "See the status for all program services" and a "News and Updates" section with the text "No news/updates.". At the bottom of the Services table, two buttons are visible: "Add Program Service" (highlighted with a red box) and "Manage Your Program Services".

**EPA** United States Environmental Protection Agency

Home About Recent Announcements Terms and Conditions FAQ Help

**CDX** Central Data Exchange [Contact Us](#) Logged in as [\(Log out\)](#)

MyCDX Inbox My Profile Reg Maint Role Sponsorship Submission History Payment History

Status	Program Service Name	Role
	FGD: FIFRA Grant Database	<a href="#">Grantee for Region 1</a>
	FGD: FIFRA Grant Database	<a href="#">Grantee for Region 6</a>
	FGD: FIFRA Grant Database	<a href="#">OCSP, OECA</a> <a href="#">Reviewer</a>
	FGD: FIFRA Grant Database	<a href="#">Regional Project Officer</a>
	PSP: Pesticide Submission Portal (MyPeST)	<a href="#">Administrator</a>
	PSP: Pesticide Submission Portal (MyPeST)	<a href="#">Builder Pilot Registrant</a>
	PSP: Pesticide Submission Portal (MyPeST)	<a href="#">MyPeST Submitter</a>
	PSP: Pesticide Submission Portal (MyPeST)	<a href="#">Primary Submitter</a>

**CDX Service Availability**

[See the status for all program services](#)

**News and Updates**

No news/updates.

**Add Program Service** **Manage Your Program Services**

# Select the “PSP: Pesticide Submission Portal (MyPeST)” Service

The screenshot shows the EPA CDX 'Edit Account Profile' page. At the top left is the EPA logo and the text 'United States Environmental Protection Agency'. A navigation bar contains links for 'Home', 'About', 'Recent Announcements', 'Terms and Conditions', 'FAQ', and 'Help'. The main heading is 'CDX Edit Account Profile'. On the right, there is a 'Contact Us' link and a 'Logged in as' field with a '(Log out)' link. Below the heading is a progress indicator with three steps: '1. Program Service' (highlighted), '2. Role Access', and '3. Organization Information'. A text prompt reads: 'Begin typing a program service name or related keywords to filter the list of available services (e.g., air quality system, AQS, or Clean Air Act)'. Under the heading 'Active Program Services List', there is a search input field containing 'psp'. Below the search field, a red box highlights the search result: 'PSP: Pesticide Submission Portal (MyPeST)'. A green 'Cancel' button is located below the search results. The footer contains the CDX Help Desk contact information (888-890-1995 | (970) 494-5500 for international callers), links for 'EPA Home', 'Privacy and Security Notice', 'Accessibility', 'About CDX', 'Frequently Asked Questions', 'Terms and Conditions', and 'Contact Us', and the EPA logo.

**EPA** United States Environmental Protection Agency

[Home](#) [About](#) [Recent Announcements](#) [Terms and Conditions](#) [FAQ](#) [Help](#)

**CDX** Edit Account Profile [Contact Us](#)  
Logged in as [\(Log out\)](#)

1. Program Service > 2. Role Access > 3. Organization Information

Begin typing a program service name or related keywords to filter the list of available services (e.g., air quality system, AQS, or Clean Air Act).

**Active Program Services List**


psp

**PSP: Pesticide Submission Portal (MyPeST)**

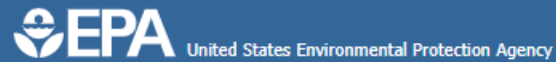
[Cancel](#)

CDX Help Desk: 888-890-1995 | (970) 494-5500 for international callers

[EPA Home](#) | [Privacy and Security Notice](#) | [Accessibility](#) | [About CDX](#) | [Frequently Asked Questions](#) | [Terms and Conditions](#) | [Contact Us](#)



# Select the “Primary Submitter” Role



[Home](#) [About](#) [Recent Announcements](#) [Terms and Conditions](#) [FAQ](#) [Help](#)

## CDX Edit Account Profile

[Contact Us](#)

Logged in as

[\(Log out\)](#)

1. Program Service ✓

2. Role Access

3. Organization Information

### Registration Information

<b>Program Service</b>	Pesticide Submission Portal (MyPeST)
<b>Role</b>	Not selected

Select a role from the drop down list and provide any required additional information, if applicable.

[PSP CDX Registration Guide](#)

PRIMARY Submitters can submit ON BEHALF OF their COMPANY. PRIMARY Submitters are also responsible FOR allowing other Submitters WITHIN THE COMPANY. EACH COMPANY can have multiple PRIMARY Submitters.

Select Role

Primary Submitter ▼

[Request Role Access](#)

[Cancel](#)

CDX Help Desk: 888-890-1995 | (970) 494-5500 for international callers

[EPA Home](#) | [Privacy and Security Notice](#) | [Accessibility](#)

[About CDX](#) | [Frequently Asked Questions](#) | [Terms and Conditions](#) | [Contact Us](#)



# Select CDX Organization from the Dropdown

EPA United States Environmental Protection Agency

Home About Recent Announcements Terms and Conditions FAQ Help

**CDX** Edit Account Profile [Contact Us](#)  
Logged in as [\(Log out\)](#)

1. Program Service ✓ 2. Role Access ✓ 3. Organization Information

### Registration Information

<b>Program Service</b>	Pesticide Submission Portal (MyPeST)
<b>Role</b>	Primary Submitter

**Select a Current Organization**  
 **Request to Add an Organization**

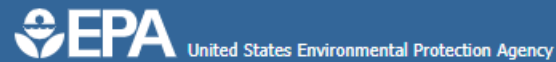
Select an organization from the dropdown list.

[Submit Request for Access](#)

CDX Help Desk: 888-890-1995 | (970) 494-5500 for international callers

[EPA Home](#) | [Privacy and Security Notice](#) | [Accessibility](#) | [About CDX](#) | [Frequently Asked Questions](#) | [Terms and Conditions](#) | [Contact Us](#)

# Select "Primary Submitter" in MyCDX



[Home](#) [About](#) [Recent Announcements](#) [Terms and Conditions](#) [FAQ](#) [Help](#)

## CDX Central Data Exchange

[Contact Us](#)

Logged in as

[\(Log out\)](#)

[MyCDX](#) [Inbox](#) [My Profile](#) [Reg Maint](#) [Role Sponsorship](#) [Submission History](#) [Payment History](#)

### Services Manage

Status	Program Service Name	Role
	FGD: FIFRA Grant Database	<a href="#">Grantee for Region 1</a>
	FGD: FIFRA Grant Database	<a href="#">Grantee for Region 6</a>
	FGD: FIFRA Grant Database	<a href="#">OCSP, OECA Reviewer</a>
	FGD: FIFRA Grant Database	<a href="#">Regional Project Officer</a>
	PSP: Pesticide Submission Portal (MyPeST)	<a href="#">Administrator</a>
	PSP: Pesticide Submission Portal (MyPeST)	<a href="#">Builder Pilot Registrant</a>
	PSP: Pesticide Submission Portal (MyPeST)	<a href="#">MyPeST Submitter</a>
	PSP: Pesticide Submission Portal (MyPeST)	<a href="#">Primary Submitter</a>

[Add Program Service](#)

[Manage Your Program Services](#)

### CDX Service Availability

[See the status for all program services](#)

### News and Updates

No news/updates.

# Select the CDX Organization (Program Client ID will be N/A)

The screenshot displays the 'MyCDX' user interface. At the top, there are navigation tabs: MyCDX, Inbox, My Profile, Reg Maint, Role Sponsorship, Submission History, and Payment History. The main content area is divided into three sections: 'Services', 'CDX Service Availability', and 'News and Updates'. The 'Services' section contains a table with columns for Status, Program Service Name, and Role. The 'CDX Service Availability' section has a link to 'See the status for all program services'. The 'News and Updates' section is partially visible. Overlaid on the 'Services' table is a white 'Application Profile Settings' dialog box. This dialog box contains three sections: 'Organization Name' with a dropdown menu showing 'Company ABC', 'Program Client ID' with a dropdown menu showing 'Primary Submitter: N/A', and 'Program' with the text 'PSP'. At the bottom of the dialog box are two buttons: 'Proceed' and 'Cancel'. The 'Proceed' button is highlighted with a red rectangular border. Below the dialog box, there are two buttons: 'Add Program Service' and 'Manage Your Program Services'. At the bottom of the page, there is a footer with contact information and a logo for the United States Environmental Protection Agency (EPA).

Status	Program Service Name	Role
	DEMO3: US Coast Guard SubmitNow with Encryption	<a href="#">ICAM Handoff Sample</a>
	FGD: FIFRA Grant Database	<a href="#">Grantee for Region 1</a>
	FGD: FIFRA Grant Data	
	FGD: FIFRA Grant Data	
	PSP: Pesticide Submission (MyPeST)	
	PSP: Pesticide Submission (MyPeST)	
	PSP: Pesticide Submission (MyPeST)	
	PSP: Pesticide Submission (MyPeST)	
	PSP: Pesticide Submission (MyPeST)	
	PSP: Pesticide Submission (MyPeST)	
	PSP: Pesticide Submission (MyPeST)	
	PSP: Pesticide Submission (MyPeST)	



# Navigate to “Company Number Generator”



## Pesticide Submission Portal

To use the portal, you must first request an EPA Company Number for the CDX Organization with which you registered for PSP. Please click the 'Pre-Submission Tools' and 'Company Number Generator' options in the below table to request a new Company Number. If you believe you are receiving this message in error, please return to CDX and contact the CDX Help Desk for assistance.

### Submissions and Tools

Collapse

Foreign Purchaser  
Acknowledgement  
Statements ▶

Pre-Submission Tools ▶

See the listed tools below

Company Number Generator

### Paperwork Reduction Act Notice

### View Recent Packages

Collapse

View All Packages.

Package ID	Package Name	Modification Date	Status
No data available in table			

Showing 0 to 0 of 0 entries

# Submit Company Number Request

## Company Information

[Collapse](#)

\* **Company Name**

\* **Address Line 1**

**Address Line 2**

**PO Box**

\* **City**

\* **State**

\* **Zip/Postal Code**

\* **Country**

**Authorized Agent**

**Consultant/Other Address**

\* **Contact Name**

\* **Email Address**

\* **Phone Number**

**Fax Number**

**Comment**

\* **Request Letter**

# Once Company Number is Approved, Navigate to MyPeST

[Home](#) [Recent Announcements](#) [User Guide](#)



## Welcome to the EPA MyPeST Application

**MyPeST is an application** used by organizations in the regulated community to view and interact with their pesticide products and applications. The **MyPeST application** provides details on the progress of pesticide applications that an organization has previously submitted to the Office of Pesticide Programs (OPP). The **MyPeST application** allows users to communicate with OPP staff regarding their products and pending applications.

### Let's Get Started...

If you already have a role for a company, please select the company you wish to perform the work for.

Select an Organization to Begin

Organization ▼

[Go to Dashboard](#)

[Make a Submission](#)

If this is your first time here and do not have a role for a specific company, please request a role using the Request Role button below.

[Request a New Role](#)

Climate Change

Drinking Water

Investment

# Search for Company in MyPeST



## Request Role

### Organization Information

Search your company name or number below.

Company Name

Company Number

### Request a role

Select your role.

\* Role

- Company Administrator
- Company Representative

# Submit MyPeST Role Request



## Welcome to the EPA MyPeST Application

**MyPeST is an application** used by organizations in the regulated community to view and interact with their pesticide products and applications. The **MyPeST application** provides details on the progress of pesticide applications that an organization has previously submitted to the Office of Pesticide Programs (OPP). The **MyPeST application** allows users to communicate with OPP staff regarding their products and pending applications.

### Let's Get Started...

If you already have a role for a specific organization, you can click the Request Role button to perform the work for.

Select an Organization to

Organization

[Go to Dashboard](#)

If you already have a role for a specific organization, you can click the Request Role button to perform the work for.

X

#### Company Search

1 of 1 item • 1 item selected

Organization Name	Organization Number
<input checked="" type="radio"/> Company ABC	12345

Previous Next

Climate Change

Drinking Water

Investment